

EXECUTIVE SUMMARY

CITY OF PAWTUCKET, RHODE ISLAND



**CONSOLIDATED ANNUAL PERFORMANCE & EVALUATION REPORT
for
PROGRAM YEAR 44 (JULY 1, 2018 – JUNE 30, 2019)**

- **COMMUNITY DEVELOPMENT BLOCK GRANT**
- **HOME INVESTMENT PARTNERSHIP PROGRAM**
- **EMERGENCY SOLUTIONS GRANT PROGRAM**

**PAWTUCKET DEPARTMENT OF PLANNING AND REDEVELOPMENT
137 ROOSEVELT AVENUE, PAWTUCKET, RHODE ISLAND 02860
PHONE (401) 728-0500 Ext. 430 TDD (401) 724-5415
ESOARES@PAWTUCKETRI.COM**

**SUSAN MARA
DIRECTOR**

**DONALD R. GREBIEN
MAYOR**

EXECUTIVE SUMMARY

I. **Explanation of Report:**

The City of Pawtucket, Rhode Island expended \$2,549,272.47 in Community Development Block Grant funds, \$286,733.80 in HOME Housing Investment Partnerships Program and \$155,978.00 in Emergency Solutions Grant for a total of \$2,991,984.27 HUD funds for FY 18-19 (July 1, 2018-June 30, 2019). With these funds, the City of Pawtucket undertook a variety of activities designed to “develop a viable urban community, provide decent housing and a suitable living environment, and expand economic opportunities, principally for persons of low and moderate income”.

The attached report presents an accounting of where those funds were directed and an overall evaluation of how well the City of Pawtucket performed in meeting the goals originally identified in the City’s Five-Year Consolidated Plan (2015-2020).

Appendix A provides an overview of the three federal programs—the Community Development Block Grant, the HOME Investment Partnership Program, and the Emergency Solutions Grant.

Any questions concerning this report should be directed to Edward G. Soares, Community Development Program Manager, Department of Planning and Redevelopment at (401) 728-0500 ext. 441. esoares@pawtucketri.com

Ad published in the Pawtucket Times Wednesday, September 12, 2019

Copy of AD

**City of Pawtucket
PUBLIC NOTICE**

**2018-2019 Consolidated Annual Performance and Evaluation Report
Availability/Opportunity for Citizen Comment**

The City of Pawtucket, RI is announcing the availability of the Performance Report for citizen review and comment. Copies of the 2018-2019 (July 1, 2018 - June 30, 2019) Consolidated Annual Performance and Evaluation Report, detailing all Community Development Block Grant, HOME Housing, and Emergency Shelter expenditures and accomplishments for the program year concluded June 30, 2019, are available at the following locations during normal business hours:

Pawtucket Department of Planning and Redevelopment

137 Roosevelt Avenue, Pawtucket, RI 02860

Pawtucket Public Library

13 Summer Street, Pawtucket, RI 02860

City Clerk

Pawtucket City Hall

137 Roosevelt Avenue, Pawtucket, RI 02860

Or online at www.pawtucketri.com

> Departments > Planning

All locations are accessible to the disabled. Individuals requiring special assistance to take part in the review of these documents are requested to contact the Pawtucket Department of Planning and Redevelopment at the number shown below.

Citizen comment on the Performance Report will be accepted until September 27, 2019. All comments should be addressed to: 2018-2019 Consolidated Annual Performance Report

Pawtucket Department of Planning and Redevelopment

137 Roosevelt Avenue

Pawtucket, RI 02860

Phone: (401) 728-0500 Ext. 430 TDD: (401) 722-8239

Email: esoares@pawtucketri.com

Susan Mara

Director

Donald R. Grebien

Mayor



II. Summary of CDBG/ESG/HOME Expenditures

As part of the Department of Housing and Urban Development's (HUD) new streamlining efforts, the City of Pawtucket now enters all of its CDBG/ESG/HOME project information via electronic transfer (computer). As such, HUD is now able to extract whatever information it needs to ensure that the City of Pawtucket is complying with applicable federal guidelines by using the HUD IDIS system. In addition to the IDIS reports, we have prepared more succinct program expenditure reports covering the CDBG, ESG and HOME Programs.

Most importantly, we have included a copy of the CDBG financial summary, which details the total amount of CDBG resources available and the total amount of CDBG funds expended. The report also calculates the percentage of dollars expended on activities designed to benefit low and moderate-income citizens. The CDBG regulations require that grantees meet a minimum low/moderate income benefit test of 70%, to be exercised over a one, two, or three year period. The City of Pawtucket has chosen to employ a three-year certification period (July 1, 2018–June 30, 2021) to meet the 70% benefit test required by HUD.

In this the first year of the three-year cycle, (July 1, 2018-June 30, 2019) the City of Pawtucket expended 97% of all CDBG activity dollars on projects, which directly benefited low and moderate-income Pawtucket residents (see financial summary attachment).

<i>July 1, 2018 to June 30, 2019 Year 1</i>	<i>97.26%</i>
<i>July 1, 2019 to June 30, 2020 Year 2</i>	
<i>July 1, 2020 to June 30, 2021 Year 3</i>	

City of Pawtucket, RI
2018-2019 Community Dev. Block Grant Performance Report (July 1, 2018 - June 30, 2019)
Expenditure Report

CDBG Project	IDIS Proj. Number	PY18-2019 Expenditures	National Objective
Public Service Programs			
Leon Mathieu Senior Ctr.-Senior Services / Transportation	2723	\$170,608.00	low/mod. income clients
Blackstone Health-New Horizon Adult Day Care	2724	\$37,000.00	low/mod. income clients
YMCA -School Age Child Care Services	2725	\$5,000.00	low/mod. income clients
Day One - Sexual Assault Services	2726	\$4,000.00	low/mod. income clients
BVCAP - Project Renew Diversion Program	2727	\$8,000.00	low/mod. income clients
RI Center for Justice Low Income Legal Assistance	2728	\$5,000.00	low/mod. income clients
Boys & Girls Club: Camp Rams bottom	2729	\$15,000.00	low/mod. income clients
Boys & Girls Club: Summer Teen Program	2730	\$3,000.00	low/mod. income clients
Children's Friend Services Job Training Program	2731	\$6,000.00	low/mod. income clients
SER-Jobs for Progress Summer Youth Employment	2732	\$14,372.75	low/mod. income clients
BVCAP Summer Youth Employment	2733	\$15,000.00	low/mod. income clients
Farm Fresh RI Harvest Kitchen Job Training Program	2734	\$5,000.00	low/mod. income clients
Slater Mill Fiber to Yarn Educational Program	2735	\$9,000.00	low/mod. income clients
Blackstone Valley Tourism River Class Room Program	2736	\$4,000.00	low/mod. income clients
SHRI Service Corps	2737	\$10,000.00	low/mod. income clients
BVCAP Woodlawn Community Center	2738	\$40,000.00	low/mod. income clients
Pawtucket Soup Kitchen	2739	\$26,000.00	low/mod. income clients
Blackstone Valley Emergency Food Center	2740	\$12,500.00	low/mod. income clients
BVCAP Food Pantry	2741	\$10,000.00	low/mod. income clients
BVCAP Fair Housing Advocate	2742	\$6,000.00	low/mod. income clients
PUBLIC SERVICES PAGE SUBTOTAL		\$405,480.75	

Expenditure Note - All shaded activities directly benefit low and moderate income citizens

City of Pawtucket, RI
2018-2019 Community Dev. Block Grant Performance Report (July 1, 2018 - June 30, 2019)
Expenditure Report

CDBG Project	IDIS Proj. Number	PY18-2019 Expenditures	National Objective
Public Facility Improvements			
Darlington Early Childhood Center - New Roof	2641	105,985.14	low/mod. income clients
CACD-120 High Street Building - Energy Efficiency Improve	2705	38,467.92	low/mod. income clients
The Empowerment Factory - Baldwin Pollinator Garden	2709	\$19,729.18	low/mod area benefit
CACD- 120 High Street - Elevator Improvements	2750	\$241.05	low/mod income clients
Transit-Oriented Development	2657	\$87,807.10	low/mod area benefit
Public Sculpture paint boxes	2643	\$871.00	low/mod area benefit
Summit Street Park	2461	\$620.00	low/mod area benefit
Roosevelt Ave./Slater Mill RIDOT	2467	\$40,919.94	low/mod area benefit
Historic Pawtucket Library Dome Project	2713	\$65,000.00	slums/blight spot
TOD Sidewalk Improvements ADA Pine, Goff, Main	2714	\$641,303.05	low/mod area benefit
Payne Park New Splash Park	2716	\$491,376.59	low/mod area benefit
Street Tree Planting Program	2752	\$52,193.25	low/mod area benefit
PUBLIC FACILITY SUB-TOTAL		\$1,544,514.22	

CDBG Project	IDIS Proj. Number	PY18-2019 Expenditures	National Objective
Economic Development			
RI Spirits, LLC Small Business Loan	2755	43,000.00	low/mod job benefit
Insight Machine, LLC Micro Loan	2757	18,500.00	low/mod. Income clients
Petit Bakery, Micro Loan	2758	25,000.00	low/mod. Income clients
GHD Logistics, LLC	2759	15,000.00	low/mod. Income clients
Tu Voz Es Musica Micro Loan	2760	15,000.00	low/mod. Income clients
350 Prospect Street, LLC	2761	50,000.00	low/mod job benefit
Progreso Latino Minority Business Outreach	2753	\$17,953.80	low/mod job benefit
ECONOMIC DEVELOPMENT SUB-TOTAL		\$184,453.80	

Expenditure Note - All shaded activities directly benefit low and moderate income citizens

City of Pawtucket, RI
 2018-2019 Community Dev. Block Grant Performance Report (July 1, 2018 - June 30, 2019)
 Expenditure Report

CDBG Project	IDIS Proj. Number	PY18-2019 Expenditures	National Objective
--------------	----------------------	---------------------------	-----------------------

Pawt. Redevelopment Agency Renewal Activities			
Dispo./Property Mgmt. of PRA Properties	2722	\$10,656.07	slums/blight spot
354 Pine Street Remediation	2052	\$7,388.41	slums/blight spot
PRA RENEWAL SUB-TOTAL		\$18,044.48	

Expenditure Note - All shaded activities directly benefit low and moderate income citizens

City of Pawtucket, RI
 2018-2019 Community Dev. Block Grant Performance Report (July 1, 2018 - June 30, 2019)
 Expenditure Report

CDBG Project	IDIS Proj. Number	PY18-2019 Expenditures	National Objective
Dept. of Planning Administration	2720	\$311,292.31	Planning General Administration Cost
Pawt. Redevelopment Agency Administration	2721	\$72,435.91	Planning General Administration Cost
Pawt. Bus. Dev. Corp. - Administration	2762	\$13,051.00	General Administration Cost
ADMINISTRATION - SUB-TOTAL		\$396,779.22	

GRAND EXPENDITURE TOTAL		\$2,549,272.47	all CDBG expenditures for the year
ADMIN./PLANNING COSTS		\$396,779.22	administration costs for the year
TOTAL DIRECT ACTIVITY EXPENDITURES		\$2,152,493.25	all direct activity expenditures excluding administration
LOW/MOD BENEFIT ACTIVITY EXPENDITURE		\$2,093,463.63	all low/moderate income expenditures
2018-19 % BENEFIT LOW/MOD PERSONS		97.26%	percentage directed to low/moderate income benefit

2016, 2017, 2018 Three Year Average Low/Mod Income Benefit Percentage	94.67%
---	---------------

Three Year Minimum Average Required 70%

2016-2017 Year Two Average 94%

2017-2018 Year Three Average 93

2018-2019 Year One Average 97%

City of Pawtucket, RI - All shaded activities directly benefit low and moderate income citizens
 2017-2018 Community Dev. Block Grant Performance Report (July 1, 2017 - June 30, 2018)

Expenditure Report

ESG Project	IDIS Proj. Number	FY17-18 Expenditures	National Objective
Blackstone Valley Advocacy Ctr.	2743	\$45,280.00	Domestic Violence Shelter
House of Hope-Access to Hope Dexter Street	2744	\$34,000.00	Homeless Day Program
Crossroads Rhode Island	2745	\$65,000.00	Rapid Rehousing Rental Assistance
Emergency Shelter Grant-Administration	2746	\$11,698.00	Grant Administration
ESG TOTAL		\$155,978.00	

City of Pawtucket, RI

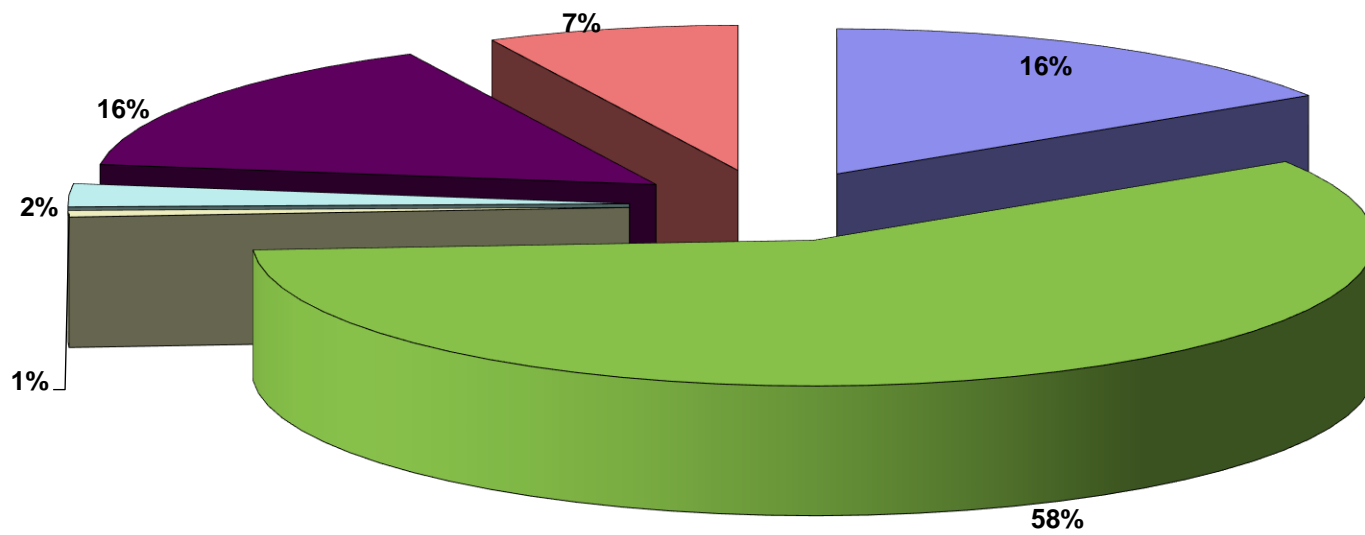
2018-2019 HOME Housing Investments Partnerships Performance Report (July 1, 2018 - June 30, 2019)

Expenditure Report

HOME Projects	IDIS Proj. Number	FY17-2018 Expenditures	ACCOMPLISHMENTS
256 Mendon Avenue	2658	\$146,309.16	Project complete home sold to First Time Home Buyer
370 Lonsdale Avenue	2650	\$32,576.34	Project complete home sold to First Time Home Buyer
Blackstone Valley ARC - Tenant Based Rental Assistance	2679	\$9,244.00	Provided Rental Vouchers for Handicapped unit
Administration 2018-2019	2754	\$54,736.30	General Administration expenses
370 Lonsdale First Time Homebuyer Assistance	2650	\$16,500.00	Provide funds to assist First Time Home Buyer with Down payment Assistance
Pawt. Central Falls Development CHDO Admin	2756	\$27,368.00	Community Housing Development Organizations maximum 5% set-aside for Admin.
		\$286,733.80	

Expenditure Note - All shaded activities directly benefit low and moderate income citizens

CDBG Category Expenditures - July 1, 2018 - June 30, 2019



Public Service

Public Facilities Improvements


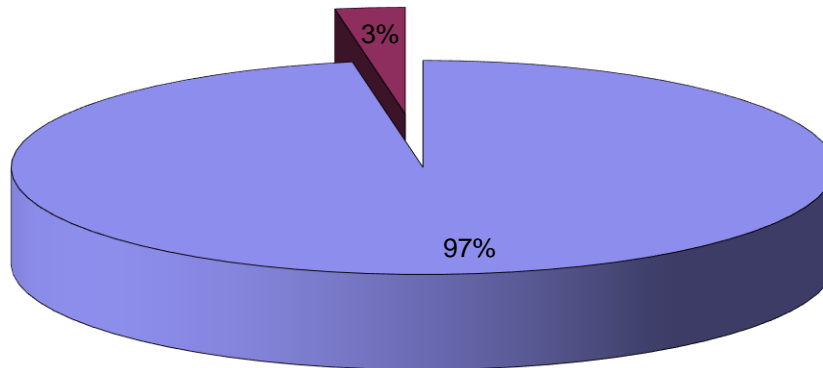
PRA Renewal

Historic

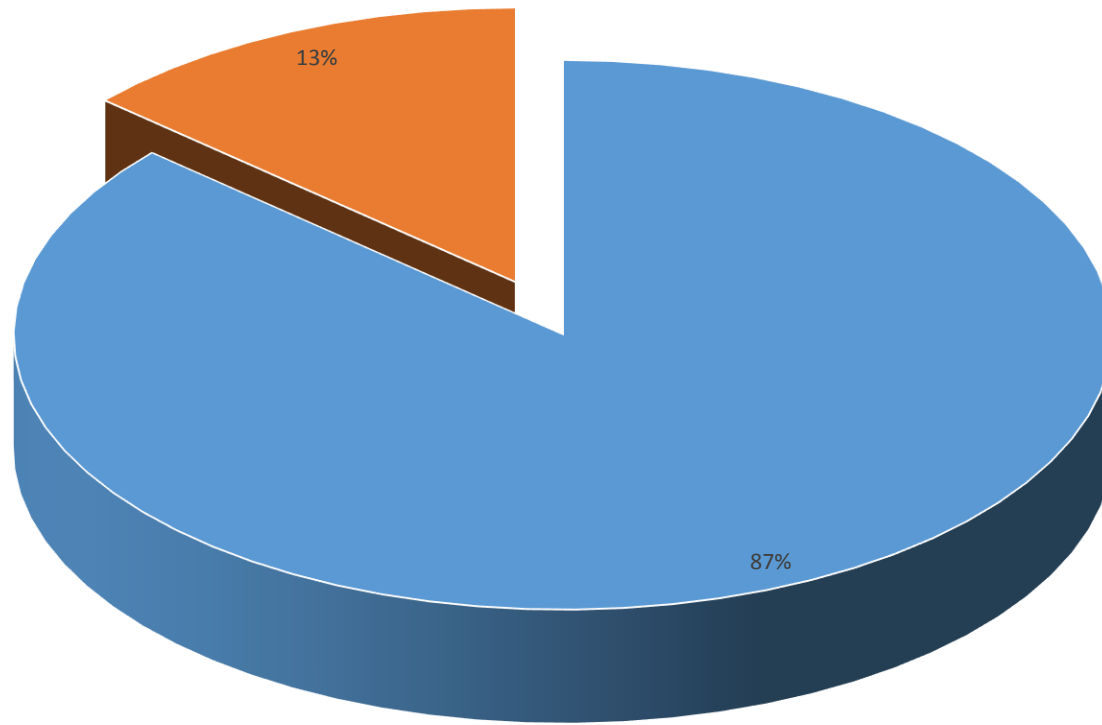
Administration

Economic Development

CDBG Low/Mod Benefit Expenditure Calculation July 1, 2018 - June 30, 2019

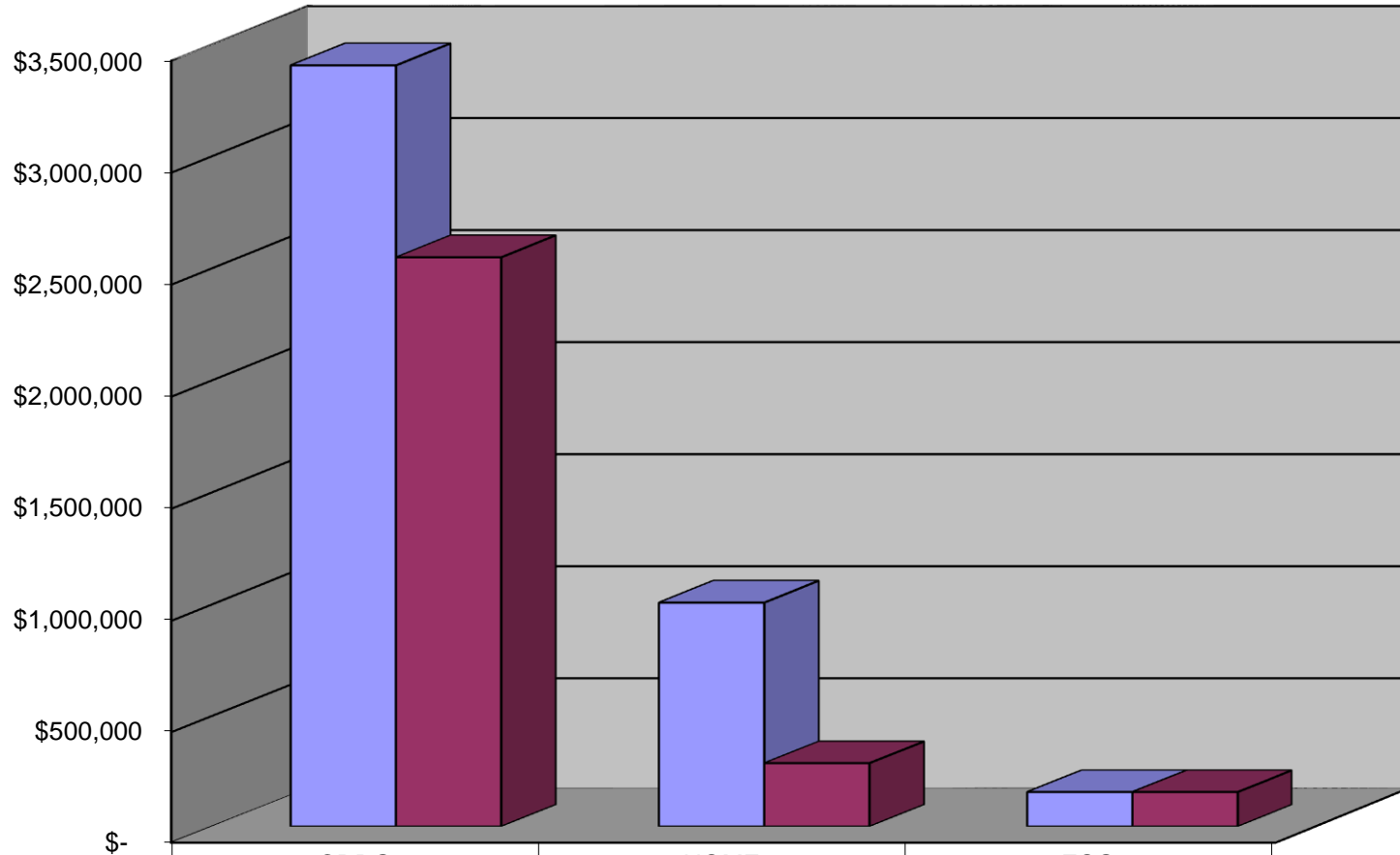


**City of Pawtucket
CDBG
Percent of Funds Used for Administration
July 1, 2018 - June 30, 2019**



■ Grand Total Expenditure ■ Administration

City of Pawtucket
Entitlement Grant Expenditure Chart
FY July 1, 2018 - June 30, 2019



	CDBG	HOME	ESG
■ Available to Fund	\$3,405,774	\$1,008,310	\$155,978
■ Expended	\$2,549,272	\$286,734	\$155,978

APPENDIX A

PROGRAM EXPLANTATION

The City of Pawtucket, Rhode Island receives federal funding for the operation of three (3) separate programs: the Community Development Block Grant, the HOME Housing Investment Partnership Program, and the Emergency Solutions Grant. Each of the programs (described below) are designed to assist Pawtucket residents, primarily those residents who have low and moderate incomes.

Community Development Block Grant (CDBG): The CDBG Program is used to assist Pawtucket residents in a number of ways including: providing low cost loans to fix up single and multi-family homes, installing new streets and sidewalks, making loans to local businesses, funding for neighborhood and senior centers, assisting families with child care, and many other activities directed at improving the lives of Pawtucket residents.

HOME Housing Investment Partnership (HOME): The HOME Program is used to assist Pawtucket residents with their housing. Programs funded with HOME dollars include: the development of affordable housing, a first-time homebuyers' program, and rental assistance to tenants.

Emergency Solutions Grant (ESG): The ESG Program is used to help provide emergency shelter assistance to the homeless and to residents at risk of becoming homeless.

Consolidated Plan: Each year the U.S. Department of Housing and Urban Development requires communities receiving the above funds to submit a comprehensive, coordinated strategy outlining how it will use these funds to meet the needs of the community. This strategy plan is known as the Consolidated Plan.

For more information about these programs, please contact the Pawtucket Department of Planning and Redevelopment at the address and phone number shown on the front of this guide.